



<b>Product Specification</b> [产品规格书]:	Document No	PS-1500-1
<b>Subject</b> [主题]: 1.50mm Pitch SCT1500 Series Connector Specification	Date Issued	2014/06/30
	Date Revised	2020/07/22
	Version	A

This specification is referred to the 1.50mm series wire to board connector

## 索引【INDEX】

1. 适用范围【Scope】
2. 规格与料号【Spec and Part number】
3. 材质与表面处理【Disposal of Material and surface】
4. 额定等级【Ratings and applicable wires】
5. 性能【Performance】
  - 5-1. 电气的性能【Electrical Performance.】
  - 5-2. 机械的性能【Mechanical Performance】
  - 5-3. 环境性能及其它【Environmental Performance and Others】
6. 综合插入力及拔出力【Insertion/Withdrawal Force】
7. SMT 红外线回流条件【SMT Infrared Reflow Condition】



<b>Product Specification [产品规格书]:</b>	Document No	PS-1500-1
<b>Subject [主题]:</b> 1.50mm Pitch SCT1500 Series Connector Specification	Date Issued	2014/06/30
	Date Revised	2020/07/22
	Version	A

### 【1.适用范围 Scope】

此种规格包括 1.50mm Pitch SCT1500 Series 连接器规格说明。

This Specification Covers the 1.50mm Pitch SCT1500 Series Connector

### Specification. 【2.规格与料号 Spec and Part number】

规格内容 Specification	产品料号 Production No.	产品图示 Picture of Product
端子/Terminal	SCT1500TPS107	
胶壳/Housing	SCT1500H-xxBWT107	
针座/Wafer	SCT1500WRS-xxAxBE107 SCT1500WVS-xxAxBE107	

### 【3.材质与表面处理 Disposal of Material and surface】

规格内容 Specification	材质 Materials	表面处理 Disposal of Surface
端子/Terminal	磷铜/Phosphor Bronze	Nickel: Over 30μ" . Tin: Over 70μ"
胶壳/Housing	PA66	UL 94V-0
针座/Wafer	Base	High Temperature Plastic
	PIN	黄铜/Brass
		Over Tin 70μ" / Over 30μ" Nickel

(上述参数请以工程图为准/Please Refer to the Project drawing for the above Specification)

### 【4. 额定等级 Ratings and applicable wires】

项目【Item】	规格【Standard】	
额定电压 Rated Voltage (Max.)	350V	
额定电流 Rated Current (Max.)	AWG#24	2.5A
	AWG#26	2.0A
	AWG#28	1.5A
使用温度范围 Ambient temperature Range	-25℃ ~+85℃	
适用线径 Applicable wire insulation O.D	AWG 24#~30# Insulation O.D. 1.10mm(Max.)	

WRITTEN BY: Peng

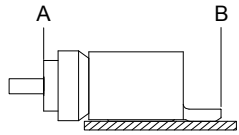
APPROVED BY: Lisa

Sheet: 2 of 8

<b>Product Specification [产品规格书]:</b>	Document No	PS-1500-1
<b>Subject [主题]:</b> 1.50mm Pitch SCT1500 Series Connector Specification	Date Issued	2014/06/30
	Date Revised	2020/07/22
	Version	A

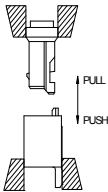
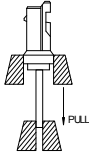
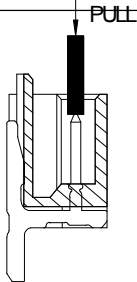
## 【5.性能 PERFORMANCE】

### 5-1. 电气的性能 Electrical Performance.

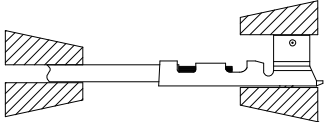
项 目 【Item】	条 件 【Test Condition】	规 格 【Requirement】
5-1-1 接触阻抗 Contact Resistance	<p>公母配合,开放电压 20mV 以下,电流 10mA 检测连接器 A~B 区. Mate connectors, measure by dry circuit, 20mV MAX, 10mA. (Based upon EIA-364-06A).</p> 	<p>Initial: 20 milliohms Max. After Test: 40 milliohms Max.</p>
5-1-2 绝缘阻抗 Insulation Resistance	<p>公母配合,在相邻端子,端子与地片之间,使用 500V 的直流电,检测连接器. Mate connectors, apply 500V DC between adjacent terminal or ground. (Based upon EIA-364-21B / MIL-STD-202 Method 302 Cond.B)</p>	1000 Megohms Min.
5-1-3 耐电压 Dielectric Strength	<p>公母配合,在相邻端子,端子与地片之间,使用 500V 的交流电 1 分钟,检测连接器. Mate connectors, apply 500V AC for 1 minute between adjacent terminal or ground. (Based upon EIA-364-20A / MIL-STD-202 Method 301)</p>	不出现中断等情况 No Breakdown and Flashover
5-1-4 铆线后端子接触阻抗 Contact resistance on crimped portion	<p>铆线后之端子,开放电压 20mV 以下,电流 10mA 检测连接器. Crimp the applicable wire on to the terminal measure by dry circuit 20mV MAX, 10mA.</p>	10 milliohms Max.

<b>Product Specification [产品规格书]:</b>  <b>Subject [主题]:</b> 1.50mm Pitch SCT1500 Series Connector Specification	Document No	PS-1500-1
	Date Issued	2014/06/30
	Date Revised	2020/07/22
	Version	A

## 5-2. 机械的性能 Mechanical Performance.

项 目 【Item】	条 件 【Test Condition】	规 格 【Requirement】
5-2-1 插拔力 Insertion & Retention Force	<p>以每分鍾 25.4±3mm 的速率插入和拔出。 Insert and withdraw Connectors at the speed rate of 25.4±3mm/minute.</p> 	<p>参照第 6 项 Refer to paragraph 6</p>
5-2-2 端子保持力 Terminal/ Housing Retention Force	<p>以每分 25.4±3mm 的速率,将端子从 Housing 内轴向拔出的力量。 Apply axial pull out force at the speed rate of 25.4±3mm/minute on the terminal assembled in the housing.</p> 	<p>9.8N {1.0kgf} Min.</p>
5-2-3 端子插入力 Terminal Insertion Force	<p>铆线后之端子插入 Housing 所需最大力量。 Insert the crimped terminal into the housing.</p>	<p>9.8N {1.0kgf} Max.</p>
5-2-4 Pin 针保持力 Pin Retention Force	<p>以每分 25.4±3mm 的速率,将 PIN 针从 Wafer 内轴向拔出的力量。 Apply axial push force at the speed rate of 25.4±3mm/minute.</p> 	<p>9.8N {1.0kgf} min.</p>

<b>Product Specification [产品规格书]:</b>	Document No	PS-1500-1
<b>Subject [主题]:</b> 1.50mm Pitch SCT1500 Series Connector Specification	Date Issued	2014/06/30
	Date Revised	2020/07/22
	Version	A

项 目 【Item】		条 件 【Test Condition】	规 格 【Requirement】				
5-2-5	端子压着强度 Tensile strength (Crimped connections)	固定铆线后的端子，使电线与端子分离时所需的最小力量。 Fix the crimped terminal, apply axial pull out force on the wire. (Do not crimp insulation part). 	AWG#	#24	#26	#28	#30
			Spec.kgf. Min.	3.0	2.0	1.0	0.5
			Note> As for unspecified wire sizes in this specification define values with clients				

### 5-3. 环境性能及其它 Environmental Performance and Others.

项 目 【Item】		条 件 【Test Condition】	规 格 【Requirement】	
5-3-1	重复插拔 Repeated Insertion/Withdrawal	以每分钟不超过 10 次的速率,将公母插拔 50 次。 When mated up to 50 cycles repeatedly by the rate of 10 cycles per minute.	接触阻抗 Contact Resistance	40 milliohms Max.
5-3-2	温升测试 Temperature Rise	公母对插后,在通过额定电流下,所测定的温度。 Carrying rated current load. (UL 1977)	温升测试 Temperature rise	30°C Max.
5-3-3	耐振动性 Vibration	振幅: 1.5mm P-P 时间: 10~55~10 HZ in 1 minute 持续时间: 每轴向 2 小时 Amplitude: 1.5mm P-P Sweep time: 10~55~10 HZ in 1 minute Duration: 2 hours in each X.Y.Z axials. (Based upon EIA-364-28B/MIL-STD-202 Method 213B Cond.A)	外观 Appearance	无异状 No Damage
			接触阻抗 Contact Resistance	40 milliohms Max.
			瞬断 Discontinuity	1 micro-second Max.
5-3-4	耐冲击性 Shock	在 X.Y.Z 上 6 个方向上,以 490m/s <sup>2</sup> (50g 的力量)冲击下各 3 回 .490m/s <sup>2</sup> {50G}, 3 strokes in each X.Y.Z. axes. (Based upon EIA-364-27B/MIL-STD-202 Method 213B Cond.A)	外观 Appearance	无异状 No Damage
			接触阻抗 Contact Resistance	40 milliohms Max.
			瞬断 Discontinuity	1 micro-second Max.



<b>Product Specification [产品规格书]:</b>	Document No	PS-1500-1
<b>Subject [主题]:</b> 1.50mm Pitch SCT1500 Series Connector Specification	Date Issued	2014/06/30
	Date Revised	2020/07/22
	Version	A

项 目 【Item】		条 件 【Test Condition】	规 格 【Requirement】	
5-3-5	耐热性 Heat Resistance	85±2℃,96 hours. (Based upon MIL-STD-202 Method 108A Cond.A)	外观 Appearance	无异状 No Damage
			接触阻抗 Contact Resistance	40 milliohms Max.
5-3-6	耐寒性 Cold Resistance	-25±5℃,96 hours. ( Based upon EIA-364-105)	外观 Appearance	无异状 No Damage
			接触阻抗 Contact Resistance	40 milliohms Max.
5-3-7	耐湿性 Humidity	温度: 40±2℃ 湿度: 90~95%(RH) 持续时间: 96 hours Temperature: 40±2℃ Relative Humidity: 90~95% Duration: 96 hours (Based upon EIA-364-31A/MIL-STD-202 Method 103B Cond.B)	外观 Appearance	无异状 No Damage
			接触阻抗 Contact Resistance	40 milliohms Max.
			耐电压 Dielectric Strength	Must meet 5-1-3
			绝缘阻抗 Insulation Resistance	100 Megohms Min.
5-3-8	温度变化 Temperature Cycling	从-55℃持续 30 分钟升至+85℃持续 30 分钟,循环 5 次. 5 cycles of: a) -55℃ 30 minutes. b) +85℃ 30 minutes. (Based upon EIA-364-32B)	外观 Appearance	无异状 No Damage
			接触阻抗 Contact Resistance	40 milliohms Max.
5-3-9	盐水喷雾 Salt Spray	在温度 35±2℃,盐水浓度 5±1%下,盐水喷雾 24±1 小时. 24±1 hours exposure to a salt spray from the 5±1% solution at 35±2℃. (Based upon EIA-364-26B/MIL-STD-202 Method 101D Cond.B).	外观 Appearance	无异状 No Damage
			接触阻抗 Contact Resistance	40 milliohms Max.
5-3-10	焊锡附着性 Solder-ability	焊接时间: 3~5 秒. 焊接温度: 245±5℃. Soldering Time: 3~5second. Solder Temperature: 245±5℃. (Based upon EIA-364-52)	Solder Wetting	浸渍面积需 95%以上 95% of immersed area must show no voids, pin holes.



<b>Product Specification</b> [产品规格书]:	Document No	PS-1500-1
	Date Issued	2014/06/30
	Date Revised	2020/07/22
	Version	A
<b>Subject</b> [主题]: 1.50mm Pitch SCT1500 Series Connector Specification		

项 目 【Item】		条 件 【Test Condition】	规 格 【Requirement】	
5-3-11	焊锡耐热性 Solder-Resistance	焊接时间: 5~10 秒. 焊接温度: 250+5/-0℃. Soldering time:5~10 sec solder. Temperature:250+5/-0℃. (Based upon EIA-364-56A)	外观 Appearance	无异状 No Damage

**【6.综合插入力及拔出力 INSERTION/WITHDRAWAL FORCE】 <Connector mating force>**

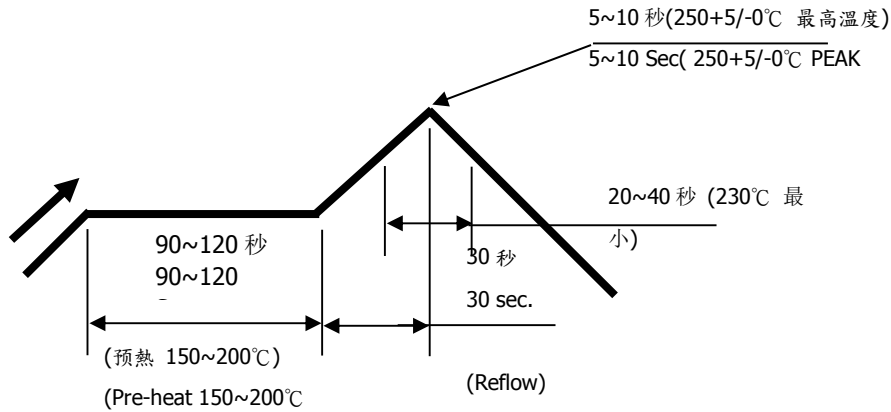
PIN 数 No. of CKT	初次插入力(最大值) First Insertion (kgf Max.)	初次拔出力(最大值) First Withdrawal (kgf Max.)	30 次拔出力(最小值) 30 <sup>th</sup> Withdrawal (kgf Min.)
Single	0.30	/	0.10
02	2.5	/	0.40
03	3.0	/	0.50
04	3.5	/	0.60
05	4.0	/	0.70
06	4.5	2.0	0.80
07	5.0	/	0.90
08	5.5	/	1.00
09	5.5	/	1.10
10	6.0	/	1.20
11	6.0	/	1.30
12	6.5	/	1.40
13	6.5	/	1.50
14	7.0	/	1.60
15	7.0	/	1.70

注：以上插拔次数为 30 次

Note: Insertion and Withdrawal for 30Cycles

<b>Product Specification [产品规格书]:</b>	Document No	PS-1500-1
	Date Issued	2014/06/30
<b>Subject [主题]:</b> 1.50mm Pitch SCT1500 Series Connector Specification	Date Revised	2020/07/22
	Version	A

## 【7. SMT 红外线回流条件 SMT INFRARED REFLOW CONDITION】



温度条件曲线图/ 基板上温度

TEMPERATURE CONDITION GRAPH/ (TEMPERATURE ON BOARD PATTERN SIDE)

注记: 由于 P.C 板等焊接装置改变条件, 所以请预先用自己的装置检查回流焊的条件.

Notes: Please check the reflow soldering condition by your own devices beforehand. Because the condition changes by the soldering devices, P.C. boards, and so on.