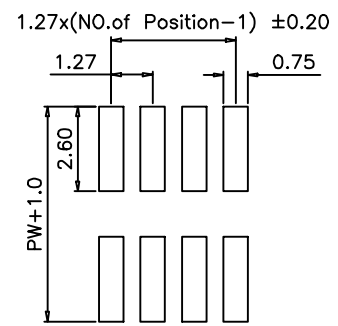
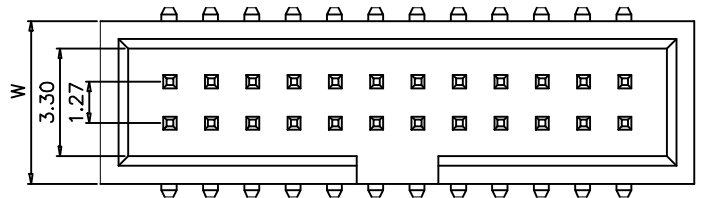


1 2 3 4 5 6 7 8 9 10

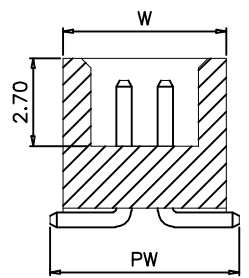
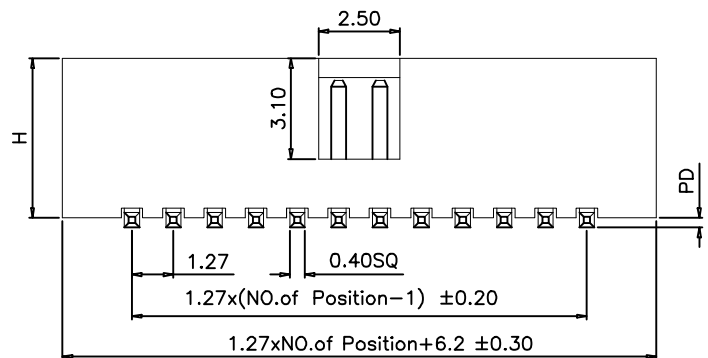
A
B
C
D
E
F
G
H

A
B
C
D
E
F
G
H



P.C.B LAYOUT

SPECIFICATIONS
 Current Rating:1.0 Amps
 Insulator Resistance:1000 Megohms Min.
 Withstanding Voltage:300V AC/minute
 Temperature Range: -40~+105°
 Contact material:Brass
 Finish: Gold or Tin plated
 Insulator Material:Nylon6T,UL94V-0
 Soldering Temperature:+220°C,10S max



Dimension						
H	W	PA	PB	PC	PD	PW
4.90	5.00	/	/	/	0.30	5.80
5.70	5.60	/	/	/	0.30	5.80

BH127Hxx-SMT-XxxP

Insulator height
 4.90mm: 490
 5.70mm: 570

ST: Straight 180°
 RT: Right-angle 90°
 SMT: Surface-Mount

No. of Circuits
 1: Single row
 2: Dual row

REV	DATE	MODIFICATION DESCRIPTION	CHANGE	APPROVE	OPERATION	DRAW	SIMON	2010.03.06	SCALE	UNIT	mm	PART NO.	BH127Hxx-SMT-2xXXP
0	05/12/27	NEW			~ 10	±0.15	DESIGN		SIZE	A4		TITLE	1.27mm Box Header Dual Row Straight SMT Type
					20 ~ 30	±0.30	CHECK	MICKY	2010.03.06	SHEET	1/1		
					30 ~	±0.50	APPROVE	HELLEN	2010.03.06	PROJ.	◆ ←		

SCONDAR 森康达电子有限公司
 SCONDAR ELECTRONIC LIMITED

1 2 3 4 5 6 7 8 9 10