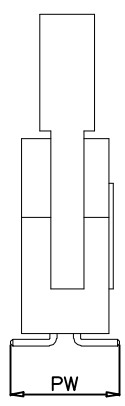
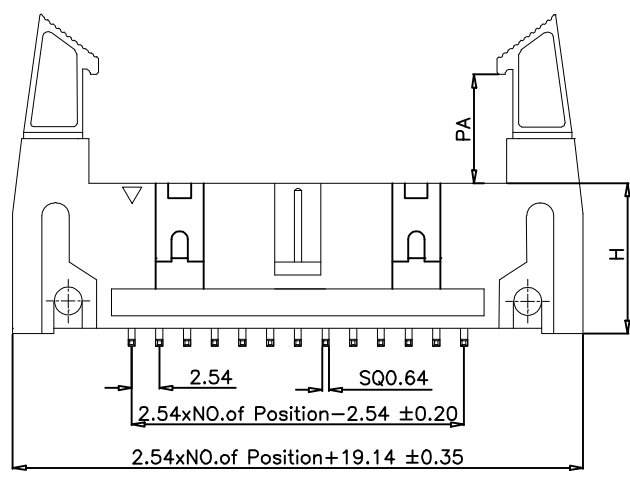


1 2 3 4 5 6 7 8 9 10

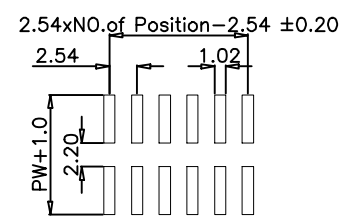
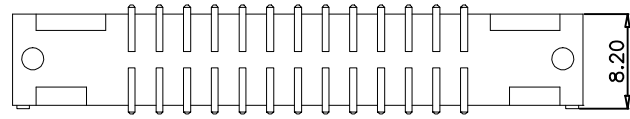
A
B
C
D
E
F
G
H

A
B
C
D
E
F
G
H



SPECIFICATIONS
 Current Rating:3 Amps
 Insulator Resistance:1000 Megohms Min.
 Withstanding Voltage:500V AC/minute
 Temperature Range: -40~+105°
 Contact material:Brass
 Finish: Gold or Tin plated
 Insulator Material:PA6T,UL94V-0
 Soldering Temperature:+220°C,10S max

| Dimension | | | | | | |
|-----------|------|------|----|----|----|-------|
| H | W | PA | PB | PC | PD | PW |
| 12.90 | 8.20 | 8.30 | / | / | / | 10.00 |



P.C.B LAYOUT

EH254-SMT-XxxP

ST: Straight 180°
 RT: Right-angle 90°
 SMT: Surface-Mount

No. of Circuits
 1: Single row
 2: Dual row

| | | | | | | | | | | | | |
|-----|----------|--------------------------|--|--------|---------------|---------|--------|------------|-------|-----|--|--|
| | | | | | OPERATION | DRAW | SIMON | 2010.03.06 | SCALE | | 森康达电子有限公司 SCONDAR ELECTRONIC LIMITED | |
| | | | | | ~ 10 ±0.15 | DESIGN | | | UNIT | mm | | |
| | | | | | 20 ~ 30 ±0.30 | CHECK | MICKY | 2010.03.06 | SIZE | A4 | PART NO. | EH254-SMT-2xXXP |
| 0 | 05/12/27 | NEW | | | 30 ~ ±0.50 | APPROVE | HELLEN | 2010.03.06 | SHEET | 1/1 | TITLE | 2.54mm Ejector Header Dual Row Straight SMT Dip Type |
| REV | DATE | MODIFICATION DESCRIPTION | | CHANGE | APPROVE | | | | PROJ. | ◆ ← | | |

1 2 3 4 5 6 7 8 9 10