

1 2 3 4 5 6 7 8 9 10

A

B

C

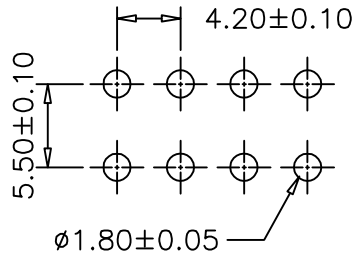
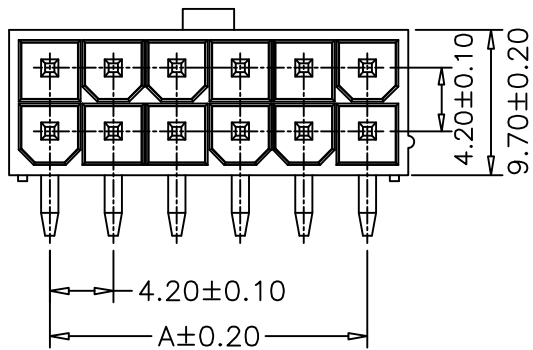
D

E

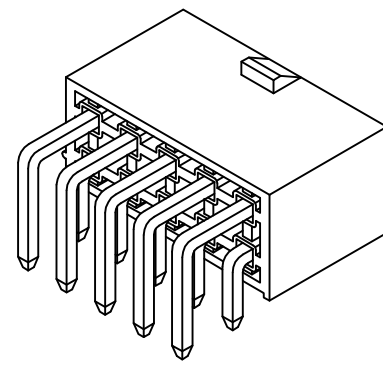
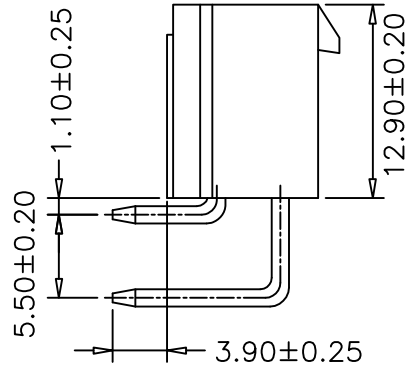
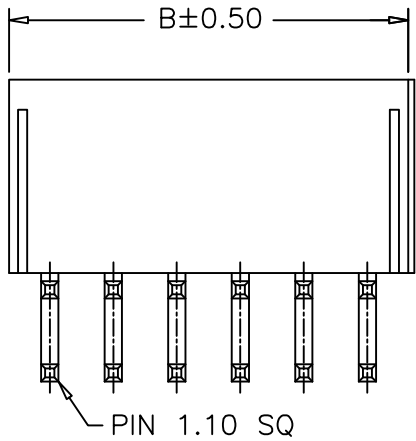
F

G

H



P.C.B LAYOUT



SPECIFICATIONS

Voltage Rating: 600V AC/DC
 Current Rating: 9A AC/DC
 Withstanding Voltage: 1500V AC/minute
 Insulation Resistance: 1000MΩ min.
 Temperature Range: -25° C - +85° C
 Contact Resistance: 20mΩ max

WAFER

Part No: SCT4201WR-2xXXP
 Pole: 2x1-12
 Material: Nylon 66, UL94V-2
 Pin: Brass, Tin plated

PART NO.	Dimensions	
	A	B
SCT4201WR-2X01PB	---	5.40
SCT4201WR-2X02PB	4.20	9.60
SCT4201WR-2X03PB	8.40	13.80
SCT4201WR-2X04PB	12.60	18.00
SCT4201WR-2X05PB	16.80	22.20
SCT4201WR-2X06PB	21.00	26.40
SCT4201WR-2X07PB	25.20	30.60
SCT4201WR-2X08PB	29.40	34.80
SCT4201WR-2X09PB	33.60	39.00
SCT4201WR-2X10PB	37.80	43.20
SCT4201WR-2X11PB	42.00	47.40
SCT4201WR-2X12PB	46.20	51.60

					OPERATION	DRAW	JUDY	2007.05.09	SCALE		森康达电子有限公司 SCONDAR ELECTRONIC LIMITED	
					~ 10 ±0.15	DESIGN			UNIT	mm		
					20 ~ 30 ±0.30	CHECK	MICKY	2007.05.09	SIZE	A4	PART NO.	SCT4201WR-2xXXP
					30 ~ ±0.50	APPROVE	HELLEN	2007.05.09	SHEET	1/1	TITLE:	MOLEX4.2 90C WAFER
REV	DATE	MODIFICATION DESCRIPTION	CHANGE	APPROVE	Angle ± 2'				PROJ.		DRAWING NO.	SCT4201
					DIM TOL							

1 2 3 4 5 6 7 8 9 10