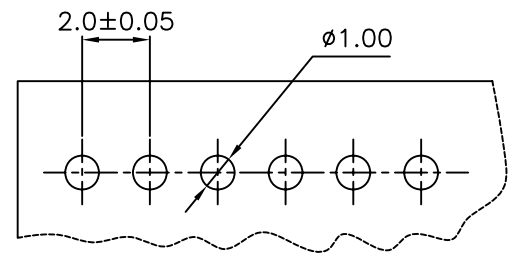
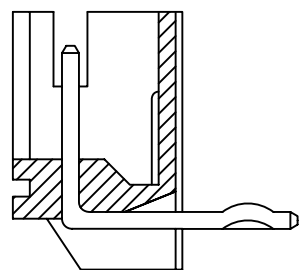
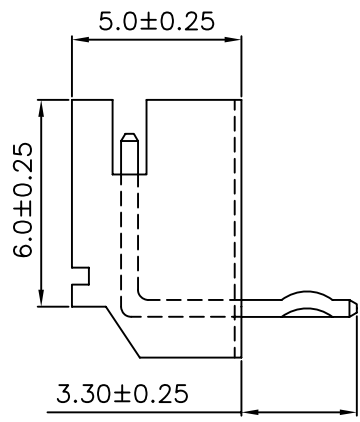
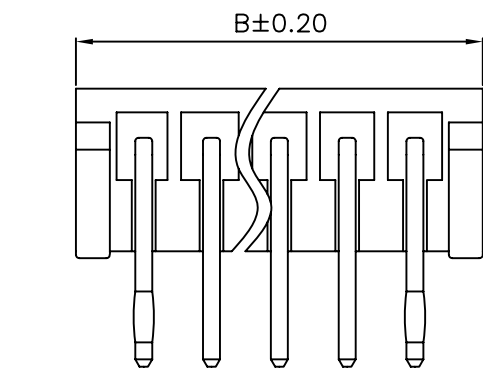
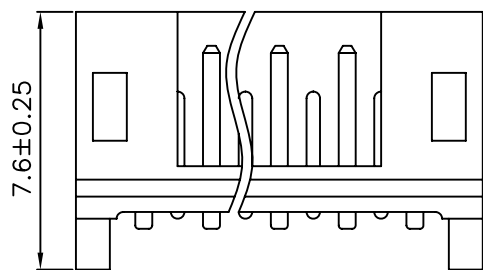
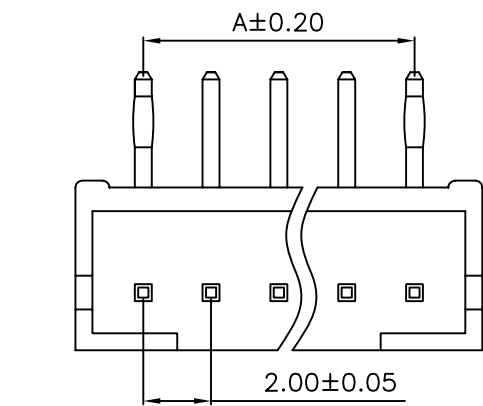


1 2 3 4 5 6 7 8 9 10

A
B
C
D
E
F
G

A
B
C
D
E
F
G



PCB LAYOUT

SPECIFICATIONS

Voltage Rating: 100V AC/DC
 Current Rating: 2A AC/DC
 Withstanding Voltage: 800V AC/minute
 Insulation Resistance: 1,000MΩ min.
 Temperature Range: -25° C - +85° C
 Contact Resistance: 20mΩ max

WAFER

Part No: SCT2001WR-XXPB
 Poles: 2-16
 Material: Nylon 66, UL94V-2
 Contact: Brass, Tin plated

PART NO	DIMENSION	
	A	B
SCT2001WR-02	2.00	6.00
SCT2001WR-03	4.00	8.00
SCT2001WR-04	6.00	10.00
SCT2001WR-05	8.00	12.00
SCT2001WR-06	10.00	14.00
SCT2001WR-07	12.00	16.00
SCT2001WR-08	14.00	18.00
SCT2001WR-09	16.00	20.00
SCT2001WR-10	18.00	22.00
SCT2001WR-11	20.00	24.00
SCT2001WR-12	22.00	26.00
SCT2001WR-13	24.00	28.00
SCT2001WR-14	26.00	30.00
SCT2001WR-15	28.00	32.00
SCT2001WR-16	30.00	34.00

					OPERATION	DRAW	Judy.Huang	2006/05/02	SCALE		森康达电子有限公司 SCONDAR ELECTRONIC LIMITED	
					~ 10 ±0.15	DESIGN			UNIT	mm		
					20 ~ 30 ±0.30	CHECK	Micky.Liu	2006/05/02	SIZE	A4	PART NO.	SCT2001WR-XXPB
0	05/12/27				30 ~ ±0.50	APPROVE	Hellen.Li	2006/05/02	SHEET	1/1	TITLE:	PH2.0 90C WAFER
REV	DATE	MODIFICATION DESCRIPTION	CHANGE	APPROVE	Angle ± 2° DIM TOL	APPROVE	Hellen.Li	2006/05/02	PROJ.	◆	DRAWING NO.	SCT2001

1 2 3 4 5 6 7 8 9 10