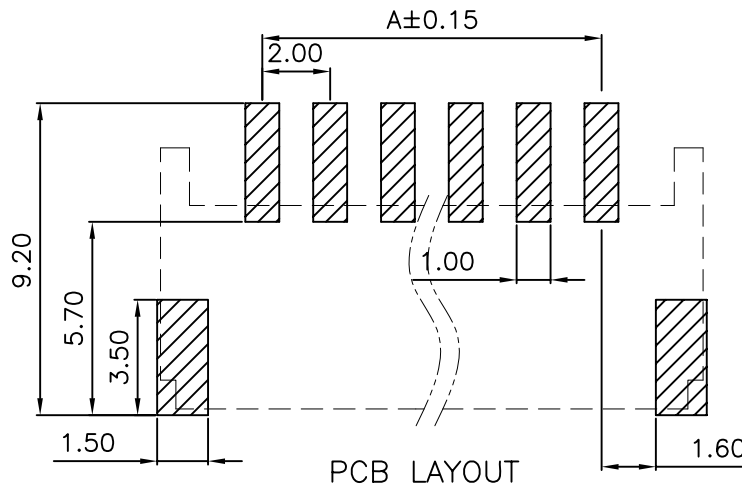
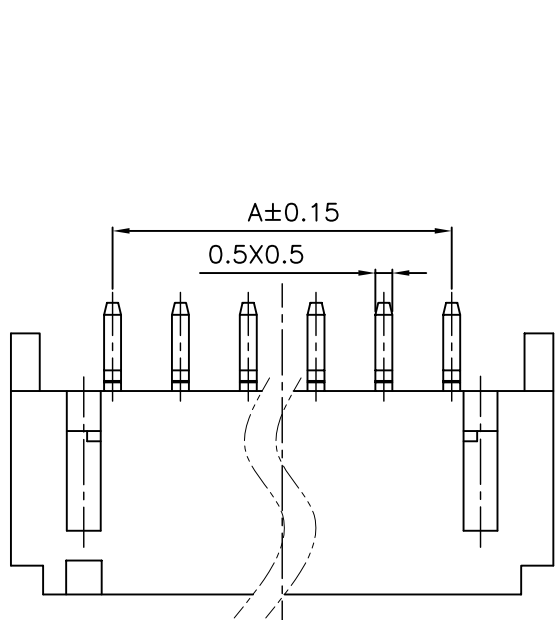


1 2 3 4 5 6 7 8 9 10

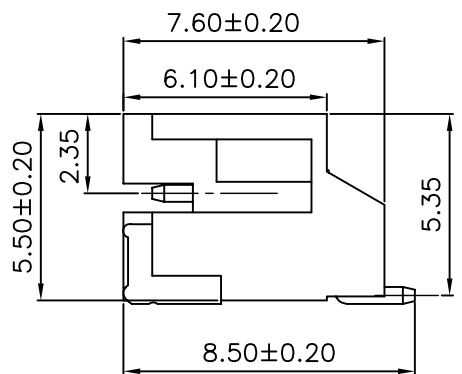
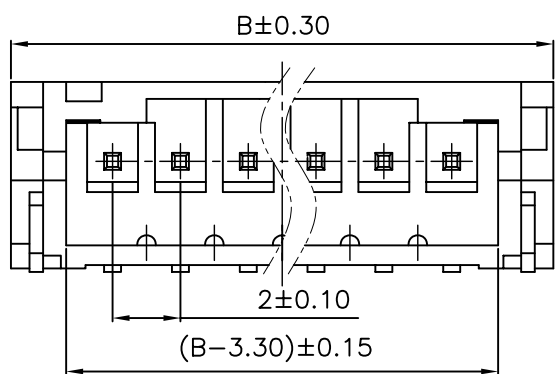
A
B
C
D
E
F
G
H

A
B
C
D
E
F
G
H



SPECIFICATIONS
 Voltage Rating: 100V AC/DC
 Current Rating: 2A AC/DC
 Withstanding Voltage: 800V AC/minute
 Insulation Resistance: 1,000M Ω min.
 Temperature Range: -25° C - +85° C
 Contact Resistance: 20m Ω max

WAFER
 Part No: SCT2001WR-S-XXP
 Poles: 2-16
 Material: Nylon 9T, UL94V-0
 Pin: Brass, Tin plated



PART NO.	Dimensions	
	A	B
SCT2001WR-S-2P	2.00	8.00
SCT2001WR-S-3P	4.00	10.00
SCT2001WR-S-4P	6.00	12.00
SCT2001WR-S-5P	8.00	14.00
SCT2001WR-S-6P	10.00	16.00
SCT2001WR-S-7P	12.00	18.00
SCT2001WR-S-8P	14.00	20.00
SCT2001WR-S-9P	16.00	22.00
SCT2001WR-S-10P	18.00	24.00
SCT2001WR-S-11P	20.00	26.00
SCT2001WR-S-12P	22.00	28.00
SCT2001WR-S-13P	24.00	30.00
SCT2001WR-S-14P	26.00	32.00
SCT2001WR-S-15P	28.00	34.00
SCT2001WR-S-16P	30.00	36.00

						OPERATION	DRAW	CHENNA	09-09TH/09Y	SCALE		森康达电子有限公司 SCONDAR ELECTRONIC LIMITED	
						~ 10 ±0.15	DESIGN			UNIT	mm		
						20 ~ 30 ±0.30	CHECK	MICKY	09-09TH/09Y	SIZE	A4	PART NO.	SCT2001WR-S-XXP
						30 ~ ±0.50	APPROVE	HELLEN	09-09TH/09Y	SHEET	1/1	TITLE:	PH2.0 90C SMT WAFER
REV	DATE	MODIFICATION DESCRIPTION	CHANGE	APPROVE		Angle ± 2'				PROJ.		DRAWING NO.	SCT2001WR-S
						DIM TOL							

1 2 3 4 5 6 7 8 9 10