

1 2 3 4 5 6 7 8 9 10

A

B

C

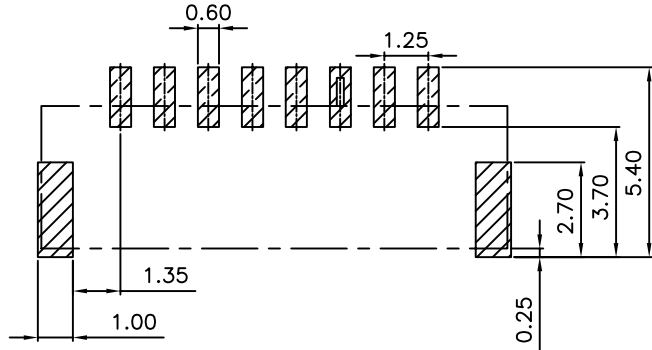
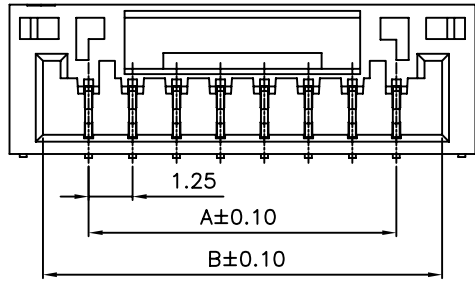
D

E

F

G

H



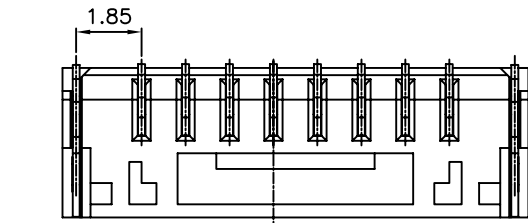
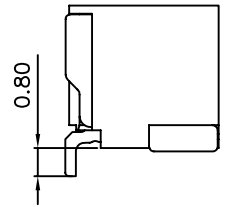
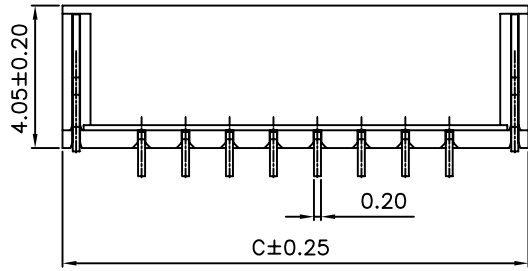
PCB LAYOUT

SPECIFICATIONS

Voltage rating: 150V AC, DC
 Current rating: 1A, AC, DC (AWG#28)
 Withstanding voltage: 500V AC/minute
 Insulation resistance: 100MΩ min
 Temperature range: -40°C - +85°C
 Contact resistance: 20mΩ max

WAFER

Part No. :SCT1258WR-S-XXP
 Poles:2-15
 Material:Nylon 9T, UL94V-0
 Contact: Phosphor. Bronze, Tin plated



PART NO	DIMENSION		
	A	B	C
SCT1258WR-S-02	1.25	3.85	5.75
SCT1258WR-S-03	2.50	5.10	7.00
SCT1258WR-S-04	3.75	6.35	8.25
SCT1258WR-S-05	5.00	7.60	9.50
SCT1258WR-S-06	6.25	8.85	10.75
SCT1258WR-S-07	7.50	10.10	12.00
SCT1258WR-S-08	8.75	11.35	13.25
SCT1258WR-S-09	10.00	12.60	14.50
SCT1258WR-S-10	11.25	13.85	15.75
SCT1258WR-S-11	12.50	15.10	17.00
SCT1258WR-S-12	13.75	16.35	18.25
SCT1258WR-S-13	15.00	17.60	19.50
SCT1258WR-S-14	16.25	18.85	20.75
SCT1258WR-S-15	17.50	20.10	22.00

					OPERATION	DRAW	Judy.Huang	2006/05/02	SCALE		森康达电子有限公司 SCONDAR ELECTRONIC LIMITED	
					~ 10 ±0.15	DESIGN			UNIT	mm		
					20 ~ 30 ±0.30	CHECK	Micky.Liu	2006/05/02	SIZE	A4	PART NO.	SCT1258WR-S-XXP
0	05/12/27				30 ~ ±0.50	APPROVE	Hellen.Li	2006/05/02	SHEET	1/1	TITLE:	GH1.25 90C SMT WAFER
REV	DATE	MODIFICATION DESCRIPTION	CHANGE	APPROVE	Angle DIM ± 2' TOL				PROJ.	DRAWING NO.		SCT1258WR-S-XXP

1 2 3 4 5 6 7 8 9 10