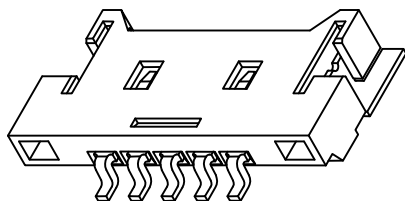
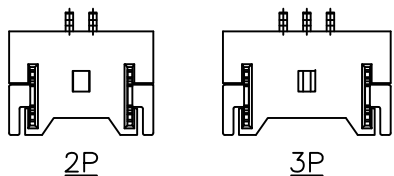


1 2 3 4 5 6 7 8 9 10

A
B
C
D
E
F
G

A
B
C
D
E
F
G

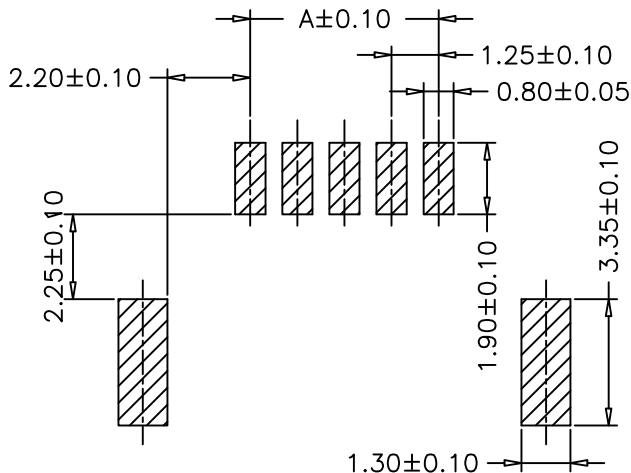
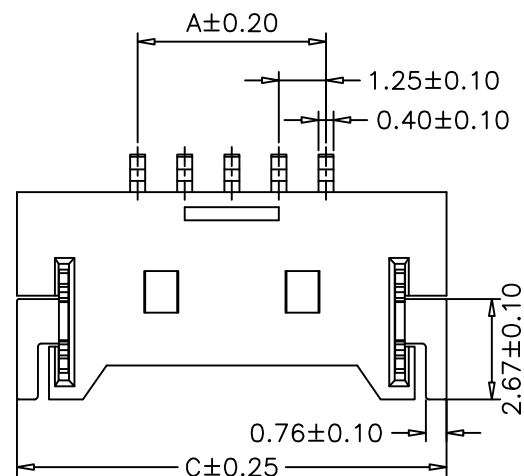


SPECIFICATIONS

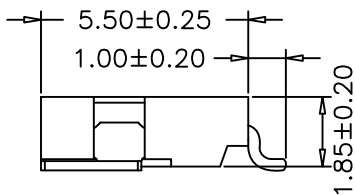
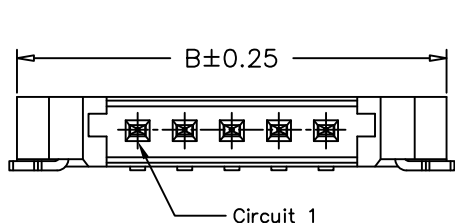
Voltage rating: 125V AC, DC
 Current rating: 1A, AC, DC (AWG#28)
 Withstanding voltage: 500V AC/minute
 Insulation resistance: 100MΩ min
 Temperature range: -25°C - +85°C
 Contact resistance: 20mΩ max

WAFER

Part No. :SCT1254WR-S-XXP
 Material:Nylon 6T, UL94V-0
 Contact:Phosphor Bronze/Gold plated
 Solder Tabs:Brass/Gold plated



P.C.B. LAYOUT



PART NO.	Dimensions		
	A	B	C
SCT1254WR-S-02P	1.25	7.65	8.07
SCT1254WR-S-03P	2.50	8.90	9.32
SCT1254WR-S-04P	3.75	10.15	10.57
SCT1254WR-S-05P	5.00	11.40	11.82
SCT1254WR-S-06P	6.25	12.65	13.07
SCT1254WR-S-07P	7.50	13.90	14.32
SCT1254WR-8-08P	8.75	15.15	15.57
SCT1254WR-S-09P	10.00	16.40	16.82
SCT1254WR-S-10P	11.25	17.65	18.07
SCT1254WR-S-11P	12.50	18.90	19.32
SCT1254WR-S-12P	13.75	20.15	20.57
SCT1254WR-S-14P	16.25	22.65	23.07
SCT1254WR-S-15P	17.50	23.90	24.32
SCT1254WR-S-16P	18.75	25.15	25.57
SCT1254WR-S-20P	23.75	30.15	30.57
SCT1254WR-S-30P	36.25	42.65	43.07

					OPERATION	DRAW	YANG	2016.02.26	SCALE		森康达电子有限公司 SCONDAR ELECTRONIC LIMITED	
					~ 10 ±0.15	DESIGN			UNIT	mm		
					20 ~ 30 ±0.30	CHECK	MICKY	2016.02.26	SIZE	A4	PART NO.	SCT1254WR-S-XXP
0	05/12/27	NEW			30 ~ ±0.50	APPROVE	ALLEN	2016.02.26	SHEET	1/1	TITLE:	Molex51146 1.25 90C SMT WAFER
REV	DATE	MODIFICATION DESCRIPTION	CHANGE	APPROVE	Angle ± 2'	APPROVE	ALLEN	2016.02.26	PROJ.	⊕	DRAWING NO.	SCT1254

1 2 3 4 5 6 7 8 9 10