

1 2 3 4 5 6 7 8 9 10

A

B

C

D

E

F

G

H

A

B

C

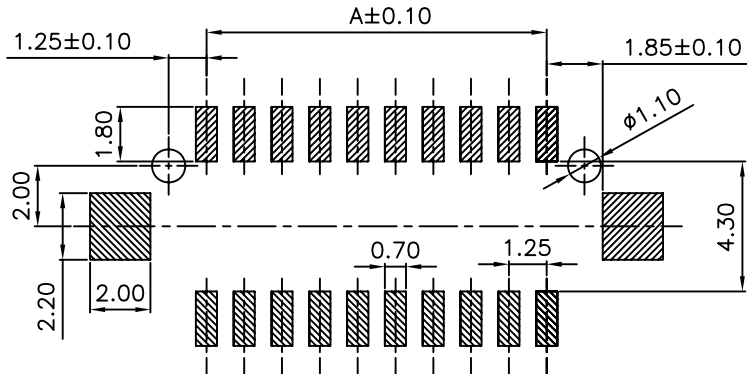
D

E

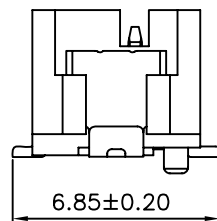
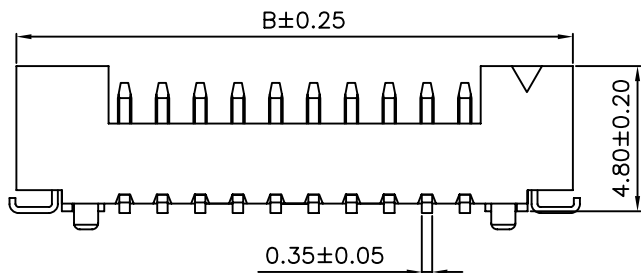
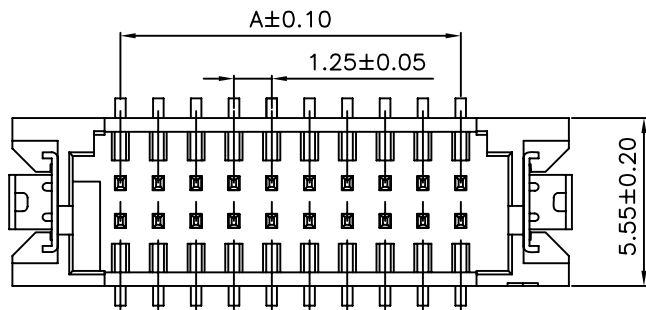
F

G

H



PCB LAYOUT



SPECIFICATIONS

Voltage rating: 150V AC, DC  
 Current rating: 1A, AC, DC (AWG#28)  
 Withstanding voltage: 500V AC/minute  
 Insulation resistance: 500MΩ min  
 Temperature range: -40°C - +85°C  
 Contact resistance: 20mΩ max

WAFER

Part No. :SCT1252WV-S-F-2xXXP  
 Material:Nylon 9T, UL94V-0  
 Contact: Brass, Gold plated

PART NO.	Dimensions	
	A	B
SCT1252WV-S-F-2X05P	5.00	12.15
SCT1252WV-S-F-2X07P	7.50	14.65
SCT1252WV-S-F-2X10P	11.25	18.40
SCT1252WV-S-F-2X15P	17.50	24.65
SCT1252WV-S-F-2X20P	23.75	30.90

					OPERATION	DRAW	Judy.Huang	2006/05/02	SCALE		森康达电子有限公司 SCONDAR ELECTRONIC LIMITED	
					~ 10 ±0.15	DESIGN			UNIT	mm		
					20 ~ 30 ±0.30	CHECK	Micky.Liu	2006/05/02	SIZE	A4	PART NO.	SCT1252WV-S-F-2xXXP
0	05/12/27	NEW			30 ~ ±0.50	APPROVE	Hellen.Li	2006/05/02	SHEET	1/1	TITLE:	DF13 1.25 SMT 90C 2xXXP Wafer
REV	DATE	MODIFICATION DESCRIPTION	CHANGE	APPROVE	Angle ± 2°	APPROVE	Hellen.Li	2006/05/02	PROJ.	◆ ⇐	DRAWING NO.	SCT1252WV-S-F-2xXXP
					DIM TOL							

1 2 3 4 5 6 7 8 9 10