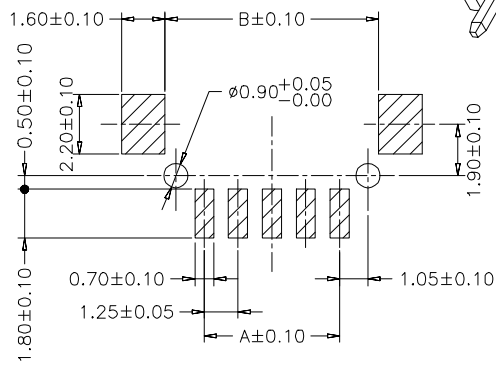
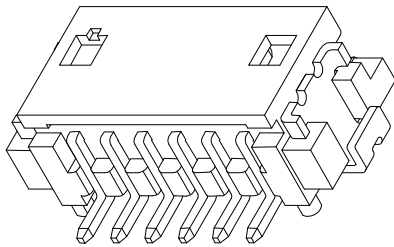
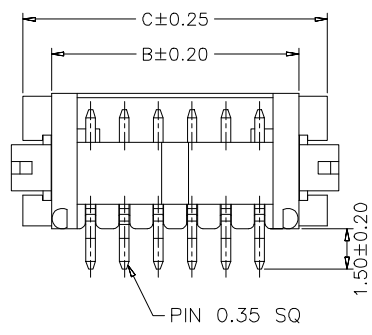
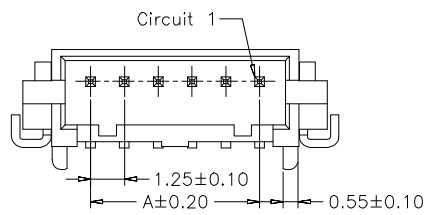
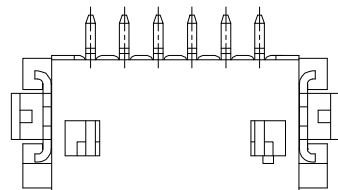


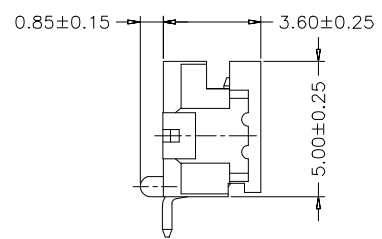
1 2 3 4 5 6 7 8 9 10

A
B
C
D
E
F
G

A
B
C
D
E
F
G



P.C.B LAYOUT



SPECIFICATIONS

Current Rating: 1A AC,DC
 Voltage Rating: 150V AC,DC
 Temperature Range: -25°C ~ +85°C
 Contact Resistance: 30mΩ Max.
 Insulation Resistance: 500MΩ Min.
 Withstanding Voltage: 500V AC/minute
 Pin Material: Brass/Tin-plated
 Solder Tabs: Phosphor Bronze/Tin-plated
 Material: Nylon 6T,UL94V-0
 Color: Natural(Beige)

Ordering Information & Dimensions

PART NO.	Dimensions		
	A	B	C
SCT1252WR-SF-02P	1.25	4.15	6.25
SCT1252WR-SF-03P	2.50	5.40	7.50
SCT1252WR-SF-04P	3.75	6.65	8.75
SCT1252WR-SF-05P	5.00	7.90	10.00
SCT1252WR-SF-06P	6.25	9.15	11.25
SCT1252WR-SF-07P	7.50	10.40	12.50
SCT1252WR-SF-08P	8.75	11.65	13.75
SCT1252WR-SF-09P	10.00	12.90	15.00
SCT1252WR-SF-10P	11.25	14.15	16.25
SCT1252WR-SF-11P	12.50	15.40	17.50
SCT1252WR-SF-12P	13.75	16.65	18.75
SCT1252WR-SF-13P	15.00	17.90	20.00
SCT1252WR-SF-14P	16.25	19.15	21.25
SCT1252WR-SF-15P	17.50	20.40	22.50

					OPERATION	DRAW			SCALE		森康达电子有限公司 SCONDAR ELECTRONIC LIMITED	
					~ 10 ±0.15	DESIGN			UNIT	mm		
					20 ~ 30 ±0.30	CHECK			SIZE	A4	PART NO.	SCT1252WR-SF-XXP
0	05/12/27		NEW		30 ~ ±0.50	APPROVE			SHEET	1/1	TITLE:	DF13 1.25 SMT 90C 1*NP WF
REV	DATE		MODIFICATION DESCRIPTION	CHANGE	APPROVE				PROJ.	☉	DRAWING NO.	SCT1252WR-SF

1 2 3 4 5 6 7 8 9 10