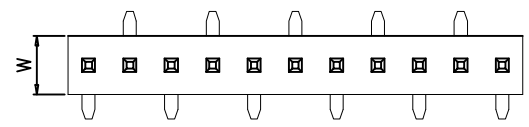


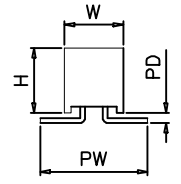
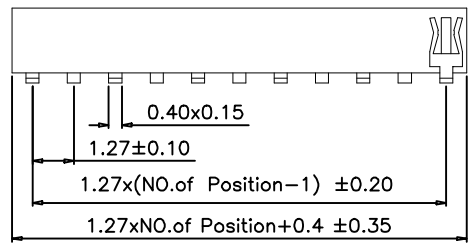
1 2 3 4 5 6 7 8 9 10

A  
B  
C  
D  
E  
F  
G  
H

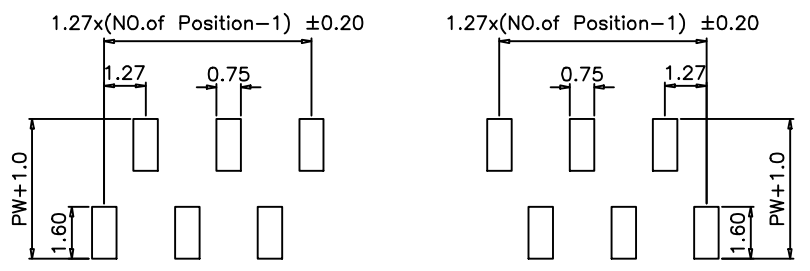
A  
B  
C  
D  
E  
F  
G  
H



**SPECIFICATIONS**  
 Current Rating:1.0 Amps  
 Insulator Resistance:1000 Megohms Min.  
 Withstanding Voltage:300V AC/minute  
 Temperature Range: -40~+105°  
 Contact material:Brass  
 Finish: Gold or Tin plated  
 Insulator Material:PA6T  
 Soldering Temperature:+260°C,5S~8S max



Dimension						
H	W	PA	PB	PC	PD	PW
2.00	1.80	/	/	/	0.30	3.30
3.40	1.80	/	/	/	0.30	3.30
4.30	2.10	/	/	/	0.30	3.30
4.60	2.50	/	/	/	0.30	3.30



P.C.B LAYOUT

P.C.B LAYOUT

FH127Hxx-SMT-XXXP

Insulator height  
 2.0mm: 200  
 3.40mm: 340  
 4.30mm: 430  
 4.60mm: 460

No. of Circuits  
 1: Single row  
 2: Dual row

ST: Straight 180°  
 RT: Right-angle 90°  
 SMT: Surface-Mount

					OPERATION	DRAW	SIMON	2010.03.06	SCALE		<b>森康达电子有限公司</b> SCONDAR ELECTRONIC LIMITED	
					~ 10 ±0.15	DESIGN			UNIT	mm		
					20 ~ 30 ±0.30	CHECK	MICKY	2010.03.06	SIZE	A4	PART NO.	FH127Hxx-SMT-XXP
0	05/12/27	NEW			30 ~ ±0.50	APPROVE	HELLEN	2010.03.06	SHEET	1/1	TITLE	1.27mm Female Header Single Row Straight SMT Type
REV	DATE	MODIFICATION DESCRIPTION	CHANGE	APPROVE	Angle ± 2°				PROJ.	◆ ←		

1 2 3 4 5 6 7 8 9 10