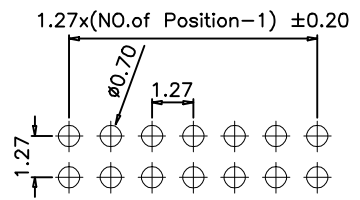
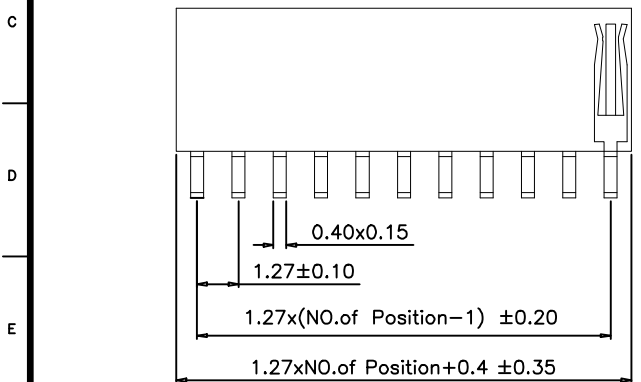
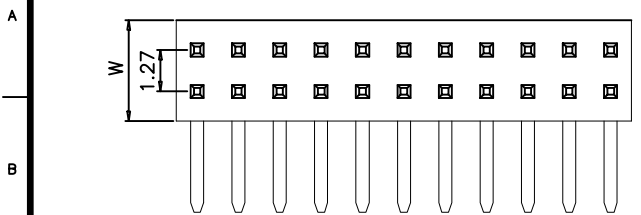
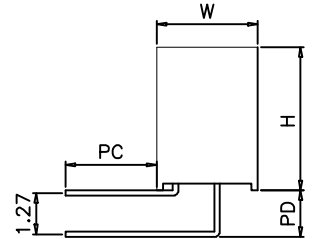


1 2 3 4 5 6 7 8 9 10



P.C.B LAYOUT



SPECIFICATIONS

Current Rating:1.0 Amps
 Insulator Resistance:1000 Megohms Min.
 Withstanding Voltage:300V AC/minute
 Temperature Range: -40~+105°
 Contact material:Brass
 Finish: Gold or Tin plated
 Insulator Material:PBT
 Soldering Temperature:+220°C,10S max

Dimension						
H	W	PA	PB	PC	PD	PW
4.40	3.10	/	/	2.80	1.43	/

FH127Hxx-RT-XXXP

Insulator height 4.40mm: 440
 No. of Circuits
 1: Single row
 2: Dual row
 ST: Straight 180°
 RT: Right-angle 90°
 SMT: Surface-Mount

					OPERATION	DRAW	SIMON	2010.03.06	SCALE		森康达电子有限公司 SCONDAR ELECTRONIC LIMITED	
					~ 10 ±0.15	DESIGN			UNIT	mm		
					20 ~ 30 ±0.30				SIZE	A4	PART NO.	FH127Hxx-RT-2xXXP
0	05/12/27		NEW		30 ~ ±0.50	CHECK	MICKY	2010.03.06	SHEET	1/1	TITLE	1.27mm Female Header Dual Row Right Angle Dip Type
REV	DATE		MODIFICATION DESCRIPTION	CHANGE	APPROVE	APPROVE	HELLEN	2010.03.06	PROJ.	◆ ←		

1 2 3 4 5 6 7 8 9 10