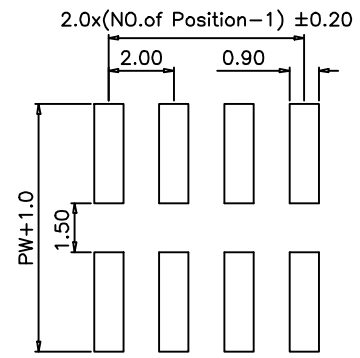
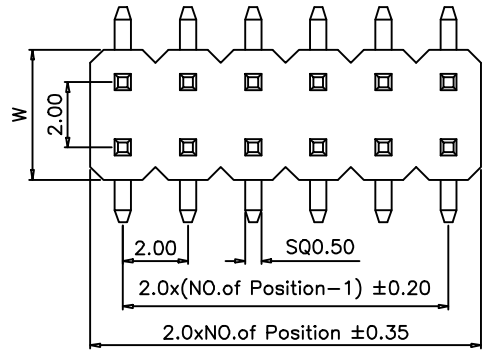


1 2 3 4 5 6 7 8 9 10

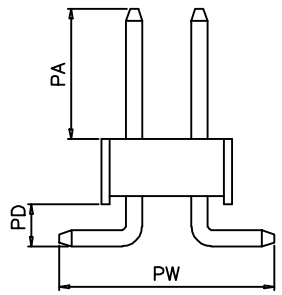
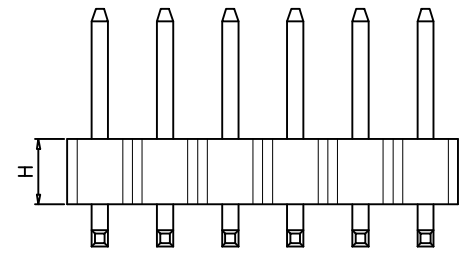
A
B
C
D
E
F
G



P.C.B LAYOUT

SPECIFICATIONS
 Current Rating:1.5 Amps
 Insulator Resistance:1000 Megohms Min.
 Withstanding Voltage:450V AC/minute
 Temperature Range: -40~+105°
 Contact material:Brass
 Finish: Gold or Tin plated
 Insulator Material:PBT
 Soldering Temperature:+220°C,10S max

Dimension						
H	W	PA	PB	PC	PD	PW
1.00	4.00	4.00	/	/	1.30	6.60
1.50	4.00	4.00	/	/	1.30	6.60
2.00	4.00	4.00	/	/	1.30	6.60



PH200Hxx-SMT-XxxP

Insulator height
 1.0mm:100
 1.50mm:150
 2.00mm:200

No. of Circuits
 1: Single row
 2: Dual row

ST: Straight 180°
 RT: Right-angle 90°
 SMT: Surface-Mount

					OPERATION	DRAW	SIMON	2010.03.06	SCALE		森康达电子有限公司 SCONDAR ELECTRONIC LIMITED	
					~ 10 ±0.15	DESIGN			UNIT	mm		
					20 ~ 30 ±0.30	CHECK	MICKY	2010.03.06	SIZE	A4	PART NO.	PH200Hxx-SMT-2xXXP
0	05/12/27	NEW			30 ~ ±0.50	APPROVE	HELLEN	2010.03.06	SHEET	1/1	TITLE	2.00mm Pin Header Dual Row Straight SMT Type
REV	DATE	MODIFICATION DESCRIPTION			CHANGE	APPROVE			PROJ.	◆ ←		

1 2 3 4 5 6 7 8 9 10