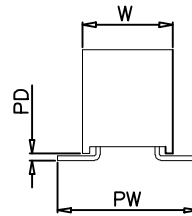
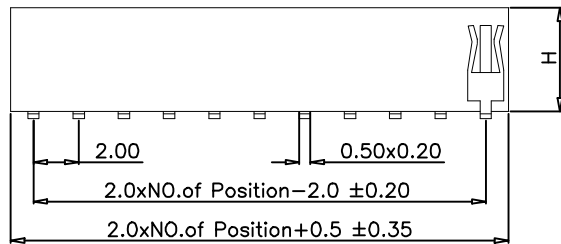
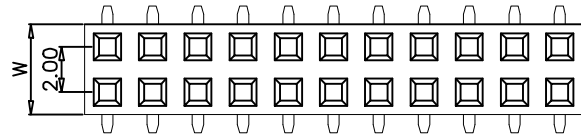


1 2 3 4 5 6 7 8 9 10

A
B
C
D
E
F
G
H

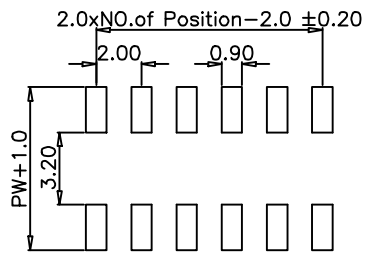
A
B
C
D
E
F
G
H



SPECIFICATIONS

Current Rating:1.5 Amps
 Insulator Resistance:1000 Megohms Min.
 Withstanding Voltage:450V AC/minute
 Temperature Range: -40~+105°
 Contact material:Brass
 Finish: Gold or Tin plated
 Insulator Material:PA6T
 Soldering Temperature:+260°C,5S~8S max

Dimension						
H	W	PA	PB	PC	PD	PW
2.10	4.00	/	/	/	0.30	6.20
4.00	4.00	/	/	/	0.30	6.20
4.30	4.00	/	/	/	0.30	6.20
4.60	4.00	/	/	/	0.30	6.20



P.C.B LAYOUT

FH200Hxx-SMT-XxxP

Insulator height
 2.10mm: 210
 4.00mm: 400
 4.30mm: 430
 4.60mm: 460

No. of Circuits
 1: Single row
 2: Dual row

ST: Straight 180°
 RT: Right-angle 90°
 SMT: Surface-Mount

					OPERATION	DRAW	SIMON	2010.03.06	SCALE		森康达电子有限公司 SCONDAR ELECTRONIC LIMITED	
					~ 10 ±0.15	DESIGN			UNIT	mm		
					20 ~ 30 ±0.30	CHECK	MICKY	2010.03.06	SIZE	A4	PART NO.	FH200Hxx-SMT-2xXXP
0	05/12/27	NEW			30 ~ ±0.50	APPROVE	HELLEN	2010.03.06	SHEET	1/1	TITLE	2.0mm Female Header Dual Row SMT Dip Type
REV	DATE	MODIFICATION DESCRIPTION	CHANGE	APPROVE	Angle ± 2'	DIM TOL			PROJ.	◆ ←		

1 2 3 4 5 6 7 8 9 10