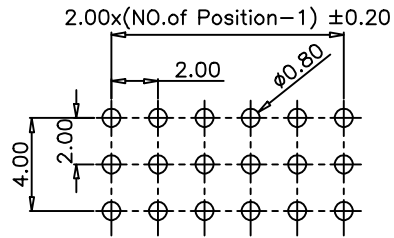
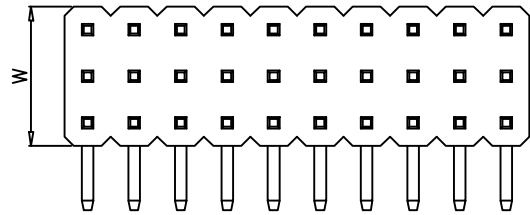


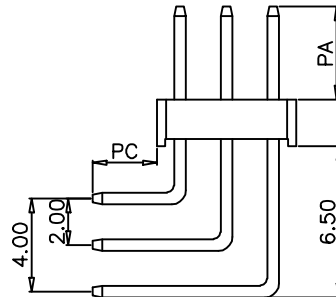
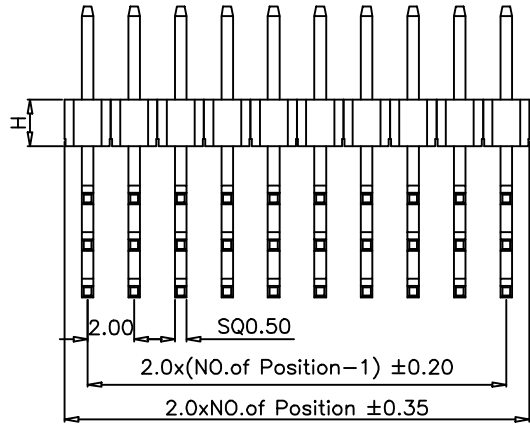
1 2 3 4 5 6 7 8 9 10



P.C.B LAYOUT

SPECIFICATIONS

Current Rating:1.5 Amps
 Insulator Resistance:1000 Megohms Min.
 Withstanding Voltage:450V AC/minute
 Temperature Range: -40~+105°
 Contact material:Brass
 Finish: Gold or Tin plated
 Insulator Material:PBT
 Soldering Temperature:+220°C,10S max



Dimension						
H	W	PA	PB	PC	PD	PW
1.00	4.00	4.00	/	2.80	6.50	/
1.50	4.00	4.00	/	2.80	6.50	/
2.00	4.00	4.00	/	2.80	6.50	/

PH200Hxx-RT-XXXP

Insulator height
 1.0mm:100
 1.50mm:150
 2.00mm:200

No. of Circuits

- 1: Single row
- 2: Dual row
- 3: Triple row

ST: Straight 180°
 RT: Right-angle 90°
 SMT: Surface-Mount

					OPERATION	DRAW	SIMON	2010.03.06	SCALE		森康达电子有限公司 SCONDAR ELECTRONIC LIMITED	
					~ 10 ±0.15	DESIGN			UNIT	mm		
					20 ~ 30 ±0.30	CHECK	MICKY	2010.03.06	SIZE	A4	PART NO.	PH200Hxx-RT-3xXXP
0	05/12/27		NEW		30 ~ ±0.50	APPROVE	HELLEN	2010.03.06	SHEET	1/1	TITLE	2.00mm Pin Header Triple Row Right Angle Dip Type
REV	DATE		MODIFICATION DESCRIPTION	CHANGE	APPROVE				PROJ.	◆ ←		

1 2 3 4 5 6 7 8 9 10