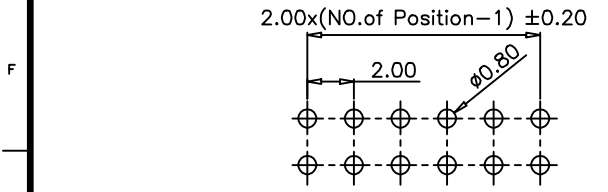
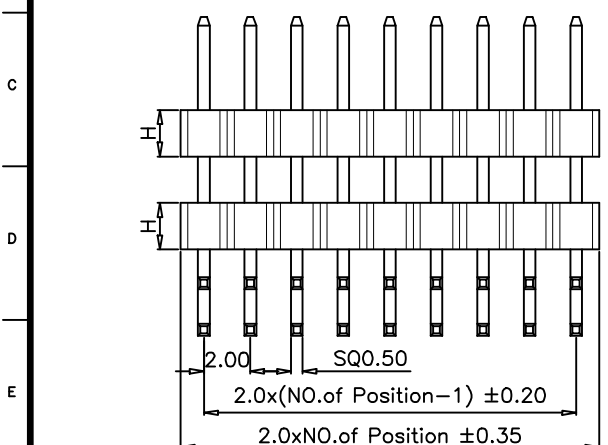
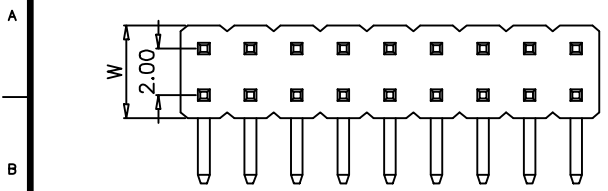
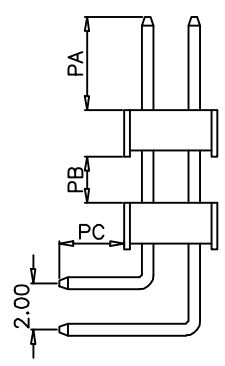


1 2 3 4 5 6 7 8 9 10



P.C.B LAYOUT



**SPECIFICATIONS**

Current Rating:1.5 Amps  
 Insulator Resistance:1000 Megohms Min.  
 Withstanding Voltage:450V AC/minute  
 Temperature Range: -40~+105°  
 Contact material:Brass  
 Finish: Gold or Tin plated  
 Insulator Material:PBT  
 Soldering Temperature:+220°C,10S max

Dimension						
H	W	PA	PB	PC	PD	PW
1.00	4.00	4.00	4.00	2.80	3.70	/
1.50	4.00	4.00	3.00	2.80	3.70	/
2.00	4.00	4.00	2.00	2.80	3.70	/

PH200DHxx-RT-XXXP

Insulator height  
 1.0mm:100  
 1.50mm:150  
 2.00mm:200

No. of Circuits  
 1: Single row  
 2: Dual row  
 ST: Straight 180°  
 RT: Right-angle 90°  
 SMT: Surface-Mount

					OPERATION	DRAW	SIMON	2010.03.06	SCALE		<b>森康达电子有限公司</b> SCONDAR ELECTRONIC LIMITED	
					~ 10 ±0.15	DESIGN			UNIT	mm		
					20 ~ 30 ±0.30	CHECK	MICKY	2010.03.06	SIZE	A4	PART NO.	PH200DHxx-RT-2xXXP
0	05/12/27		NEW		30 ~ ±0.50	APPROVE	HELLEN	2010.03.06	SHEET	1/1	TITLE	2.00mm Pin Header Dual Row Right Angle Dip Type
REV	DATE		MODIFICATION DESCRIPTION	CHANGE	APPROVE				PROJ.	◆ ←		

1 2 3 4 5 6 7 8 9 10