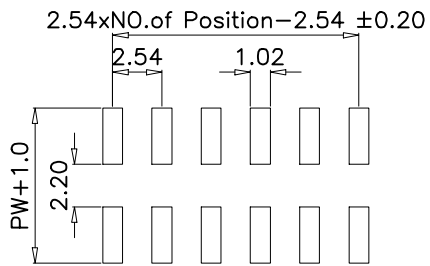
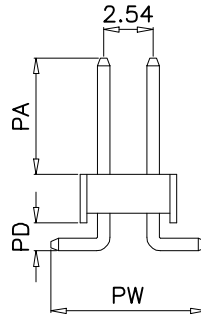
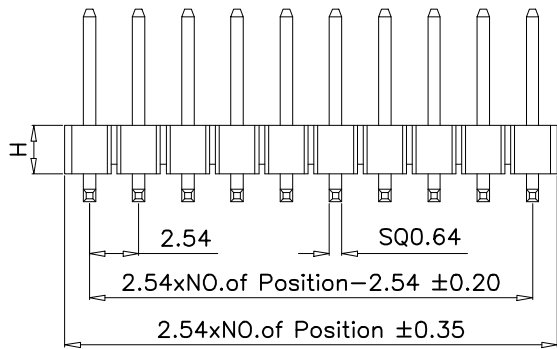
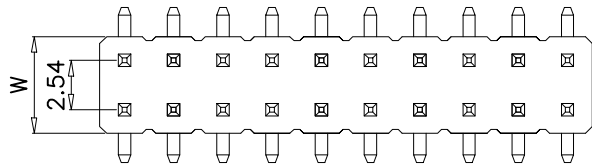


1 2 3 4 5 6 7 8 9 10

A
B
C
D
E
F
G
H

A
B
C
D
E
F
G
H



P.C.B LAYOUT

SPECIFICATIONS

Current Rating:3 Amps
 Insulator Resistance:1000 Megohms Min.
 Withstanding Voltage:500V AC/minute
 Temperature Range: -40~+105°
 Contact material:Brass
 Finish: Gold or Tin plated
 Insulator Material:PBT
 Soldering Temperature:+220°C,10S max

Dimension						
H	W	PA	PB	PC	PD	PW
1.50	5.00	6.00	/	/	1.44	8.00
1.70	5.00	6.00	/	/	1.44	8.00
2.00	5.00	6.00	/	/	1.44	8.00
2.50	5.00	6.00	/	/	1.44	8.00

PH254Hxx-SMT-XxxP

Insulator height
 1.5mm: 150
 1.70mm: 170
 2.00mm: 200
 2.50mm: 250

No. of Circuits
 1: Single row
 2: Dual row
 ST: Straight 180°
 RT: Right-angle 90°
 SMT: Surface-Mount

					OPERATION	DRAW	SIMON	2010.03.06	SCALE		森康达电子有限公司 SCONDAR ELECTRONIC LIMITED	
					~ 10 ±0.15	DESIGN			UNIT	mm		
					20 ~ 30 ±0.30	CHECK	MICKY	2010.03.06	SIZE	A4	PART NO.	PH254Hxx-SMT-2xXXP
0	05/12/27		NEW		30 ~ ±0.50	APPROVE	HELLEN	2010.03.06	SHEET	1/1	TITLE	2.54mm Pin Header Dual Row Straight SMT Type
REV	DATE		MODIFICATION DESCRIPTION	CHANGE	APPROVE				PROJ.	◆ ←		

1 2 3 4 5 6 7 8 9 10