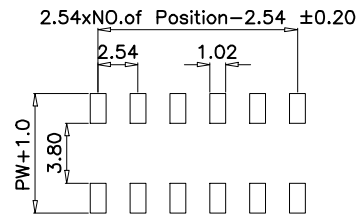
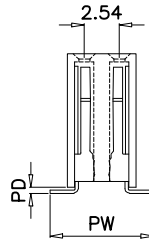
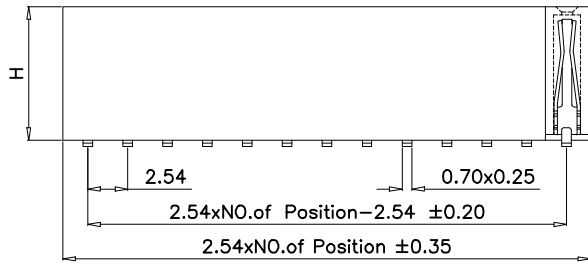
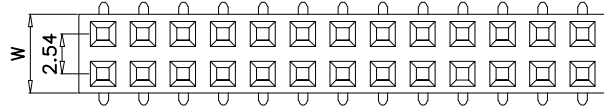


1 2 3 4 5 6 7 8 9 10

A  
B  
C  
D  
E  
F  
G  
H

A  
B  
C  
D  
E  
F  
G  
H



P.C.B LAYOUT

**SPECIFICATIONS**

Current Rating:3 Amps  
 Insulator Resistance:1000 Megohms Min.  
 Withstanding Voltage:550V AC/minute  
 Temperature Range: -40~+105°  
 Contact material:Brass  
 Finish: Gold or Tin plated  
 Insulator Material:PA6T,UL94V-0  
 Soldering Temperature:+260°C,5S~8S max

Dimension						
H	W	PA	PB	PC	PD	PW
3.50	5.00	/	/	/	0.40	6.60
5.00	5.00	/	/	/	0.40	6.60
5.70	5.00	/	/	/	0.40	6.60
7.10	5.00	/	/	/	0.40	6.60
8.00	5.00	/	/	/	0.40	6.60
8.50	7.00	/	/	/	0.40	6.60

FH254Hxx-SMT-XxxP

Insulator height  
 3.50mm: 350  
 5.00mm: 500  
 5.70mm: 570

No. of Circuits  
 1: Single row  
 2: Dual row

ST: Straight 180°  
 RT: Right-angle 90°  
 SMT: Surface-Mount

					OPERATION	DRAW	SIMON	2010.03.06	SCALE		<b>森康达电子有限公司</b> SCONDAR ELECTRONIC LIMITED	
					~ 10 ±0.15	DESIGN			UNIT	mm		
					20 ~ 30 ±0.30	CHECK	MICKY	2010.03.06	SIZE	A4	PART NO.	FH254Hxx-SMT-2xXXP
0	05/12/27		NEW		30 ~ ±0.50	APPROVE	HELLEN	2010.03.06	SHEET	1/1	TITLE	2.54mm Female Header Dual Row Straight SMT Type
REV	DATE		MODIFICATION DESCRIPTION	CHANGE	APPROVE				PROJ.	◆ ←		

1 2 3 4 5 6 7 8 9 10