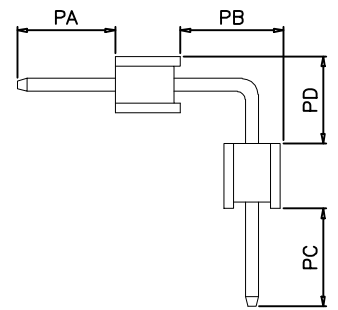
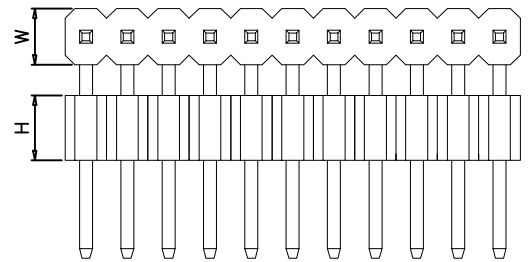
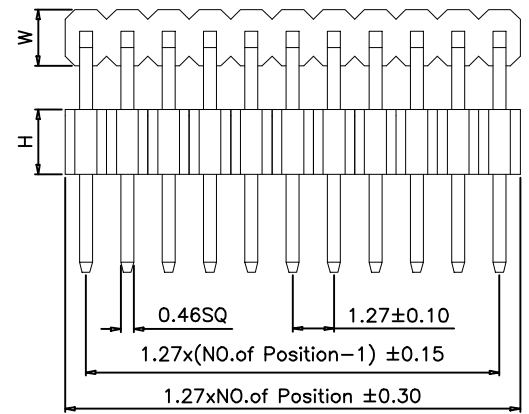


1 2 3 4 5 6 7 8 9 10

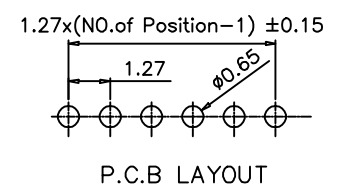
A
B
C
D
E
F
G
H

A
B
C
D
E
F
G
H



SPECIFICATIONS
 Current Rating:1.0 Amps
 Insulator Resistance:1000 Megohms Min.
 Withstanding Voltage:300V AC/minute
 Temperature Range: -40~+105°
 Contact material:Brass
 Finish: Gold or Tin plated
 Insulator Material:Nylon6T,UL94V-0
 Soldering Temperature:+220°C,10S max

Dimension						
H	W	PA	PB	PC	PD	PW
1.00	2.10	3.50	3.50	2.40	3.00	/
1.50	2.40	3.50	4.00	2.40	3.50	/
1.70	2.40	3.50	4.20	2.40	3.70	/
2.00	2.40	3.50	4.50	2.40	4.00	/
2.54	2.40	3.50	5.00	2.40	4.50	/



Insulator height
 1.0mm: 100
 1.50mm: 150
 1.70mm: 170
 2.00mm: 200
 2.54mm: 254

PH127RDHxx-RT-XXxP

No. of Circuits
 1: Single row
 2: Dual row
 ST: Straight 180°
 RT: Right-angle 90°
 SMT: Surface-Mount

REV	DATE	MODIFICATION DESCRIPTION	CHANGE	APPROVE	OPERATION	DRAW	SIMON	2010.03.06	SCALE	UNIT	mm	PART NO.	PH127RDHxx-RT-XXP
0	05/12/27	NEW			~ 10 ±0.15	DESIGN			SIZE	A4			
					20 ~ 30 ±0.30	CHECK	MICKY	2010.03.06	SHEET	1/1		TITLE	1.27mm Pin Header Single Row Right Angle Dip Type
					30 ~ ±0.50	APPROVE	HELLEN	2010.03.06	PROJ.	◆ ←			

SCONDAR 森康达电子有限公司
 SCONDAR ELECTRONIC LIMITED

1 2 3 4 5 6 7 8 9 10