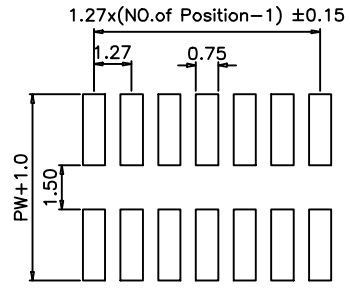
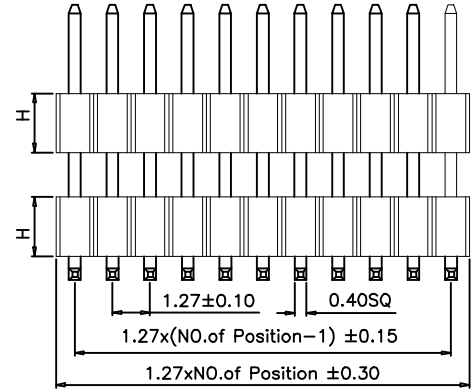
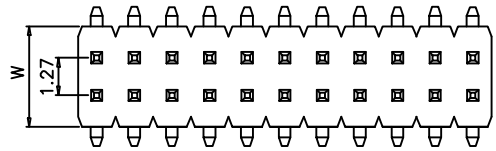
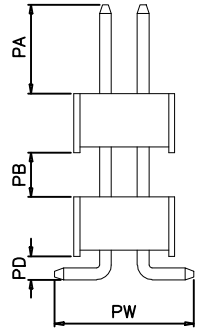


1 2 3 4 5 6 7 8 9 10

A
B
C
D
E
F
G
H



P.C.B LAYOUT



SPECIFICATIONS

Current Rating:1.0 Amps
 Insulator Resistance:1000 Megohms Min.
 Withstanding Voltage:300V AC/minute
 Temperature Range: -40~+105°
 Contact material:Brass
 Finish: Gold or Tin plated
 Insulator Material:Nylon6T,UL94V-0
 Soldering Temperature:+260°C,5S~8S max

Dimension						
H	W	PA	PB	PC	PD	PW
0.65	3.40	3.00	3.50	/	0.90	4.70
1.00	3.40	3.00	2.50	/	0.90	4.70
1.50	3.40	3.00	2.10	/	0.90	4.70
2.00	3.40	3.00	1.50	/	0.90	4.70
2.54	3.40	3.00	0.50	/	0.90	4.70
2.54	3.00	3.00	0.50	/	0.90	5.30

PH127DHxx-SMT-XxxP

Insulator height
 1.0mm: 100
 1.50mm: 150
 1.70mm: 170
 2.00mm: 200
 2.54mm: 254

No. of Circuits
 1: Single row
 2: Dual row

ST: Straight 180°
 RT: Right-angle 90°
 SMT: Surface-Mount

					OPERATION	DRAW	SIMON	2010.03.06	SCALE		森康达电子有限公司 SCONDAR ELECTRONIC LIMITED	
					~ 10 ±0.15	DESIGN			UNIT	mm		
					20 ~ 30 ±0.30	CHECK	MICKY	2010.03.06	SIZE	A4	PART NO.	PH127DHxx-SMT-2xXXP
0	05/12/27		NEW		30 ~ ±0.50	APPROVE	HELLEN	2010.03.06	SHEET	1/1	TITLE	1.27mm Pin Header Dual Row Straight SMT Type
REV	DATE		MODIFICATION DESCRIPTION	CHANGE	APPROVE				PROJ.	◆ ←		

1 2 3 4 5 6 7 8 9 10